




REMIGO[®]
electric outboards




www.remigo.eu

 [remigo.eu](https://www.instagram.com/remigo.eu)

 [Remigo](https://www.youtube.com/Remigo)

 [Remigo.eu](https://www.facebook.com/Remigo.eu)

 [Remigo.eu](https://www.linkedin.com/company/Remigo.eu)





Introducing **RemigoOne**, world's first fully integrated 1000W electric outboard.

Designed and assembled in Slovenia, EU

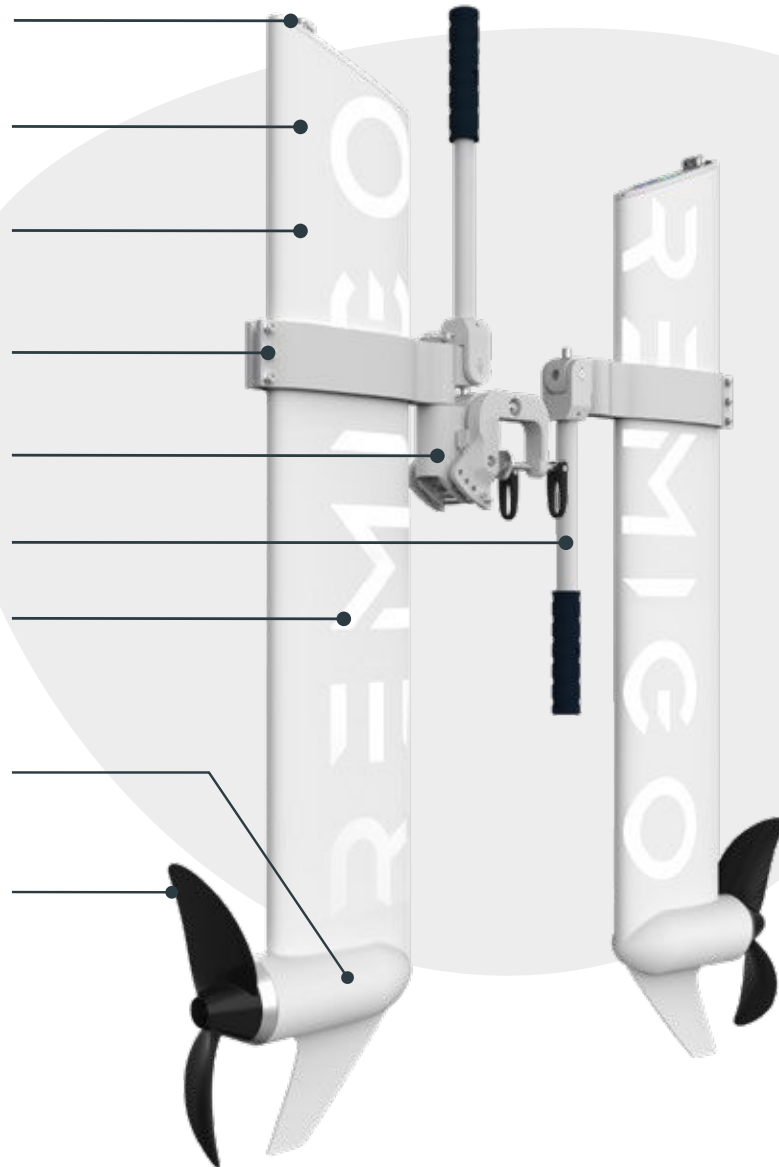


RemigoOne is an e-outboard, or better, an electrified rudder, designed to challenge the usual pain points of comparable electric or gasoline outboards: weight, cable corrosion, handling, oil leaks, reliability and durability.

Simple, honest, frustration free boating experience for anyone - even for people with no nautical know-how.



- interface as an intuitive 2-button control module
- marine grade aluminium casing
- integrated 1085 Wh Li-Ion battery and smart battery management module
- 15 - 23" (S to XL) shaft lengths in one outboard
- innovative 2-part mounting system for enhanced safety while mounting
- multifunctional tiller handle
- retroreflective decals for visibility at night
- highly efficient 1000 W electric brushless DC motor, comparable to 3 HP
- custom-built propeller for maximized efficiency





Integrated batteries and watertight casing


Rather than electrifying a gasoline outboard, we've built ours from the ground up. The key differentiator that sets us apart from others was integrating the batteries into the aluminium housing.

By enclosing all vital parts into an aluminum unibody, we've protected them from the usual wear and tear and all the diverse weather conditions you might encounter. This design choice significantly **enhanced the product's durability and minimized the need for maintenance.**

The outboard **has an IP67 rating**, meaning it can be submerged up to 1 meter below the surface.

All parts are protected against galvanic corrosion with anodes. It is fit for use in the seawater, as well as in freshwater. It meets all the global regulations for use on inland waterways, where propulsion is permitted.

Since the battery is integrated it needs to last. Both in range and in lifetime. This is why we selected **premium lithium cells which are rated for 1000 cycles before they drop to 80% of their initial capacity.** A cycle is a charge followed by a discharge of the battery pack. You can expect the battery to exceed 1000 cycles but the capacity will drop afterwards. If you ever wish to replace it, it can be swapped by any qualified RemigoOne distributor.



Integrated batteries
safe from all weather conditions and salt



All aluminum casing

extended durability and safety



Watertight

IP67 for parts above water, IP69 for parts below



Full corrosion protection

fits to freshwater and seawater



Proud to be the lightest in it's class

In order to achieve simple handling of an outboard we first needed to reduce weight wherever possible. So we focused on combining similar functions while learning about the needs of different end users, usage types and scenarios. This is how we found potential for combining handle's functions in various stages of use, a solution which proved to be appreciated by an experienced boater as much as by a boating newbies. The lightweight aluminum construction combined with the battery pack doubling as a structural component allowed us to build **the lightest outboard in its class**.

With a simple 'shotgun' movement, as we like to call it, you can transform driving handle into a carrying handle. Upper vertical position is used for tilting and locking the outboard in the central position.






Improved mounting safety

Another big goal when designing your new boating experience was to make the mounting system as easy and safe as possible. And this is the result: **first console mounting system for an outboard in the world!**

We divided the bracket in two separate parts, and with this, separated the task into two easier steps: attach the bracket firmly on the rear first, then attach the outboard on it. This reduces the risk of falling into the water significantly. For you and the outboard as well!

This means you can leave the bracket always on your boat while taking the outboard off for charging or for safety reasons, like theft. For locking RemigoOne on the boat, use two standard padlocks: one goes through the mounting console, the other through the tightening clamps on the bracket.



Innovative mounting

2 - part bracket >
detachable outboard

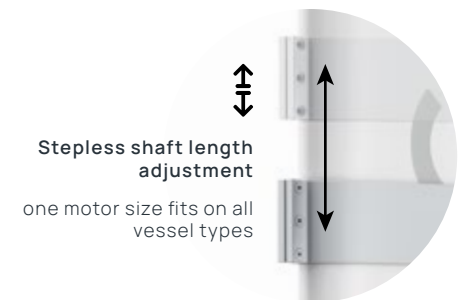


Versatile to the maximum

RemigoOne was built to efficiently propel any vessel weighing up to 1500 kg; including tenders, sailboats like J/70, Seascope, Meteor, Este24, and fishing boats.

Thanks to the stepless shaft length adjustment you can use the same unit on different boats, while also find a **precise outboard height for best motor performance**. By simply loosening 3 screws you are able to adjust the height to anywhere between 15 and 23 inch of height, or equivalent to S to XL.

When used on a boat, use RemigoOne as your engine and your rudder. When used on a sailboat, you can decide to lock the tiller in a neutral position and continue steering with the primary rudder.



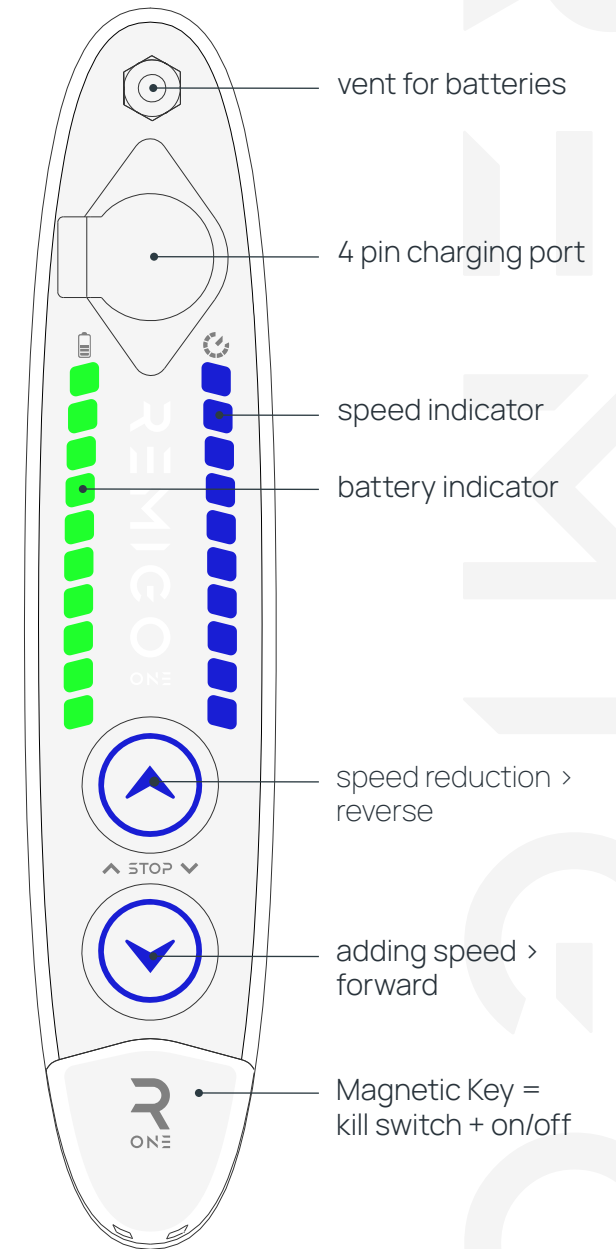


Simplified interaction

When designing the interface, we wanted to get rid of all the unnecessary information and doubled functions. The result is an intuitive interface with a 2-button steering control with 10-step forward/backward logic.

Arrows are marking your desired way of movement. Button down means adding speed in forward direction, while upper one means downspeeding. Continuous pressing of the upper button after reaching neutral will result in switching to reverse. We added a quick action control for safety: pressing both buttons at the same time will shut down the motor also at high speed.

Magnetic Key at the bottom of the interface is used as a key, on/off button and also an emergency switch. You simply attach the floating wristband around your driving hand's wrist for safety and steer using the two buttons.



Various charging options

In order to recharge RemigoOne, you can plug it into any AC wall socket with included Standard RemigoOne charger and top it up in 6 hours. You can purchase additionally a fast charger, that fills it up in 3 hours. Alternatively any low voltage (12-24V) DC source like solar panels or an on-board generator can also be used with the DC charger. It allows you to recharge the battery in 12 hours without ever removing RemigoOne from your boat. Just make sure the temperature is above 0°C while charging to keep the battery healthy.

When processing orders we send out chargers with EU standard CEE 7/4 plug (like the one on the pictures). In case you would prefer a different type, leave us a note when placing your order. Providing alternative plugs won't add up to the price of the charger!



Standard charger
(included)

6h charging time




Fast charger
(optional)

3h charging time



DC-DC charger
(optional)

12h charging time



Performance:

	speed in knots (km/h)	NM range (km)
eco	2.0 (3.7)	30.0 (55.0)
cruise	3.0 (5.5)	14.0 (25.6)
full speed	5.0 (9.2)	4.9 (9.1)

The performance measuring was done with two people aboard a 3m inflatable tender like the one on the picture.



Tech sheet

input power	1000 W
motor type	brushless DC
static thrust	30 kg
comparable petrol outboard	3 HP
battery	integrated 1085 Wh Li-Ion
nominal voltage	36 V
maximum voltage	42 V
charging time 100 - 240 V	6h (standard charger - included)
charging time 100 - 240 V	3h (fast charger - optional)
charging time 12 - 24 V	10 - 12h (DC charger - optional)
total weight (bracket included)	12 kg (14.5 kg)
shaft length	15-23 inch / S-XL equivalent
maximum propeller speed	1200 rpm
control	2-button control on interface
steering	lockable
tilting	manual with grounding protection
trim	manual, 4 positions
reverse	yes
outboard dimensions h x w x d	1250 mm x 295 mm x 90 mm





Designing accessories responsibly

We designed a carrying bag for RemigoOne using residual material gathered from our local industries, following circular design principles. It's shell is made of PVC tarp banner, padding made of foam scraps from furniture industry and sewn by a local leatherworker Luka.

We're currently working on this circular business model to achieve regular production of the bags and sustainable collaboration with companies and people involved. Furthermore, we're searching for a sustainable solution to use this tarp bag as a part of standard transport packaging. With this, we could **cut the need for fillers for transport packaging for up to 80%**.

Did you know that RemigoOne is the first 1kW outboard you can carry on the back?

RemigoOne bag combines features of a bag and a backpack, to maximize the ease of use while carrying your RemigoOne. You can choose between holding it like a case or turn it into a backpack in about a minute. Overall padding will protect it from the bumps, extra padding pouches will take extra care of the propeller and the interface, straps on the inside will hold the outboard in place for easier and safer carrying. Whenever you want to turn it into a backpack, simply unzip the outer pocket on the backside, where you'll find hidden backpack straps.



A'DESIGN AWARD
& COMPETITION
WINNER 2024
SILVER



Thoughtfully designed details

We wanted every detail of our outboard to serve its purpose, so we strictly insisted on it even when designing details such as the decal with our logotype on the sides of the outboard. We opted for the use of the retroreflective foils - same technology as seen on the road signs. This adds up to the visibility when driving at dusk or dawn, without intruding the nature with lights.

With this simple feature finding your boat in the dark is a breeze—just direct a light source toward the boats in the marina, and watch your outboard respond with a reflective glow. Illuminate the night with our thoughtfully designed features!

Do you wish to use your branding on one side of your RemigoOne, or remark to which boat it tenders to? No problem, we will design it for you.

